



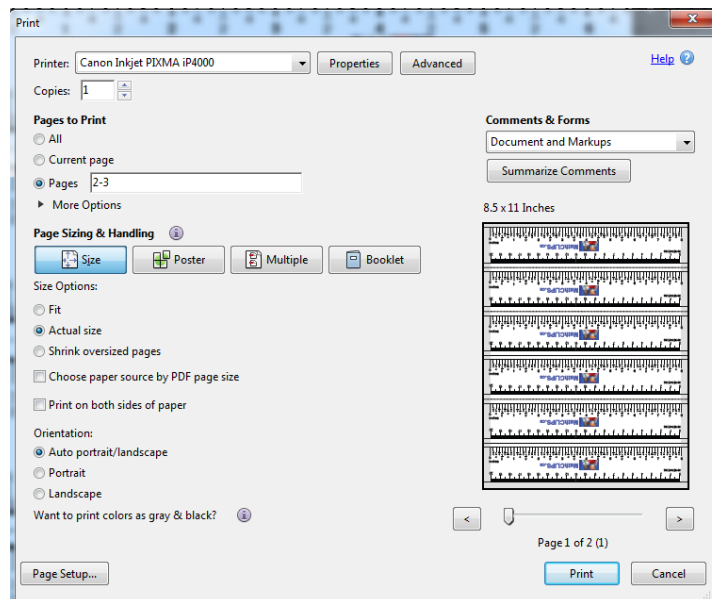
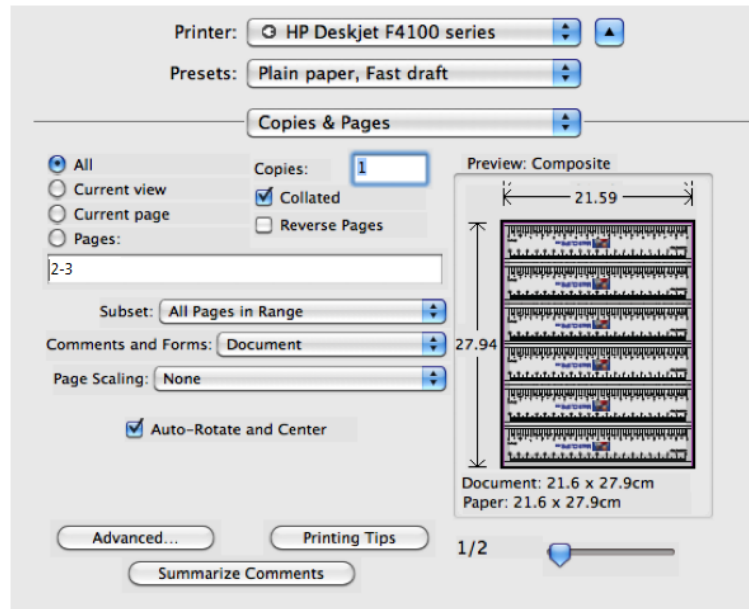
## CLIPS Ruler – Printing Instructions

The CLIPS Ruler PDF document is designed to be printed without any scaling by the printer, or software controlling the printing process. Scaling will change the size of the ruler, and make the linear measurements inaccurate.

When you choose PRINT, look for an option labelled “**Page Scaling**”, or something similar. Change that value to “**None**” (the default is often set to “Fit to Printable Area” – needs to be changed to “None” in order to print the CLIPS ruler). It may be labelled as “**Size Options**”, if so choose “**Actual Size**” (default is often “Fit to Size”)

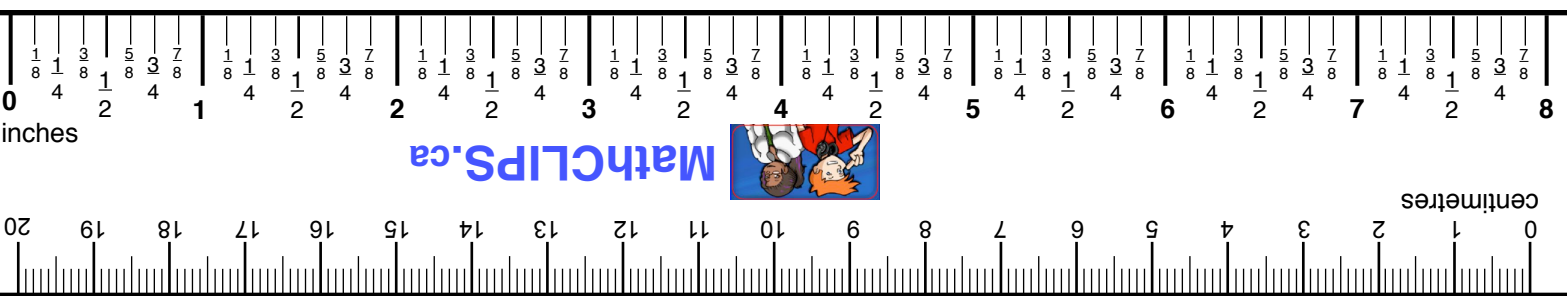
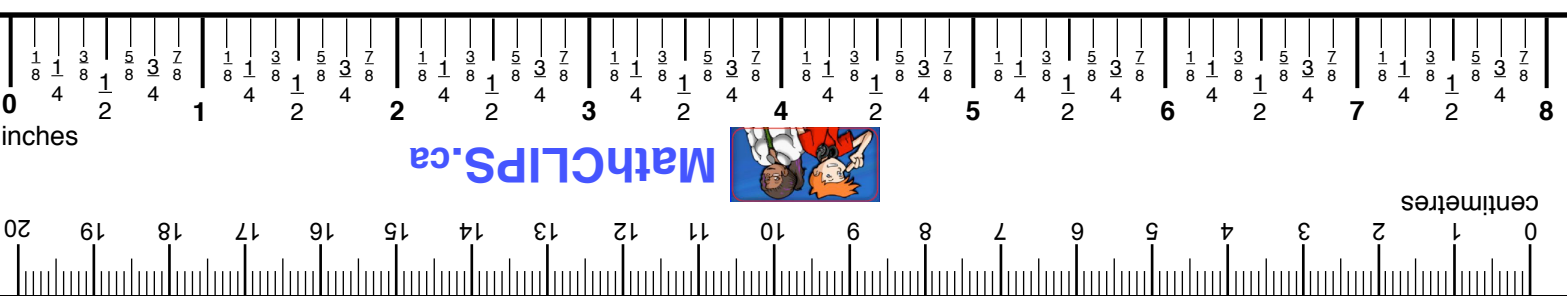
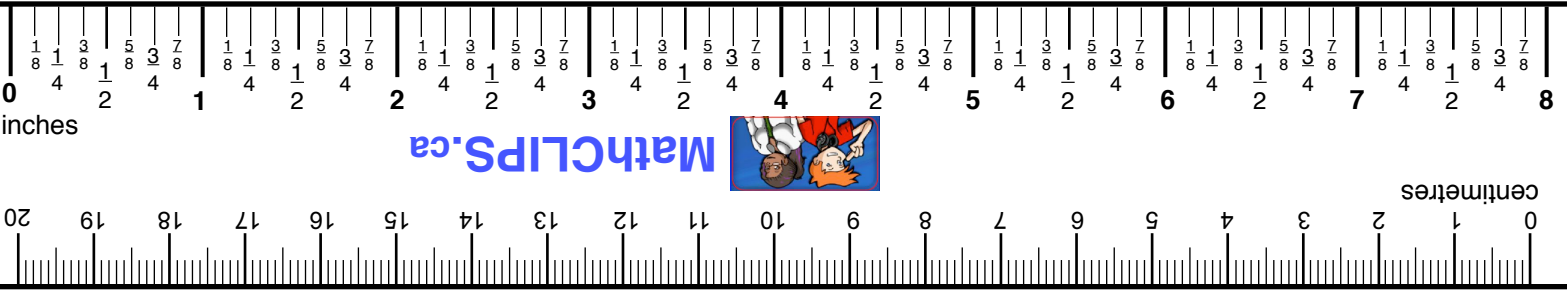
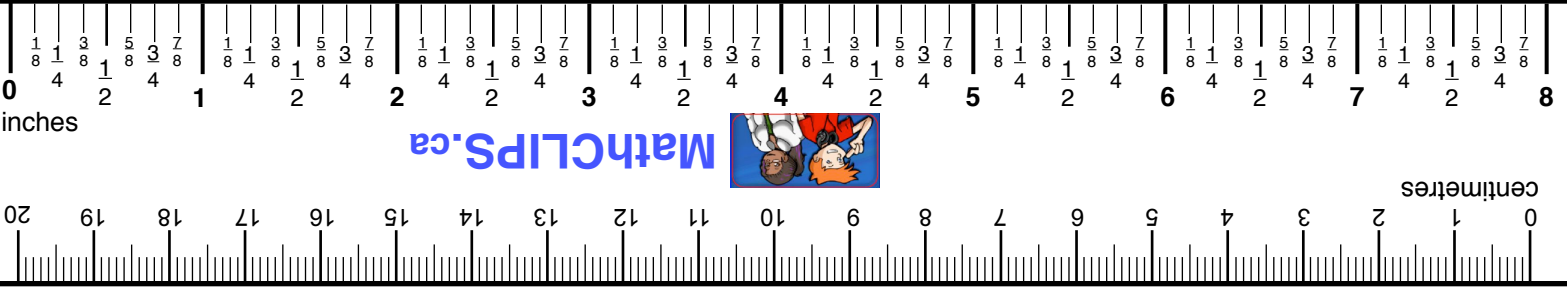
Pages 2 and 3 should be printed double-sided.

Page 2 is the actual ruler.  
Page 3 includes a variety of useful math tools.



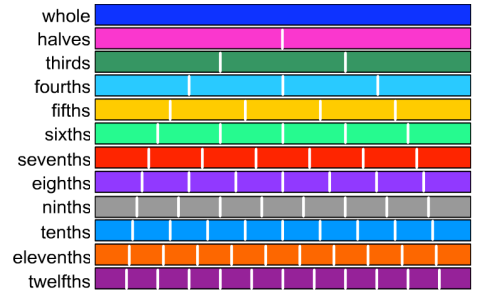
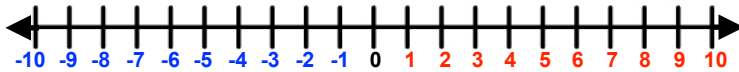
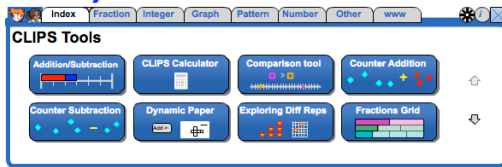
**NOTE:** You should print out one copy of page 2 to test the accuracy of the printout before doing a full class set.

For best results, print the ruler from Adobe Acrobat Reader with scaling turned off. Printing directly from a browser window may make the scale incorrect.



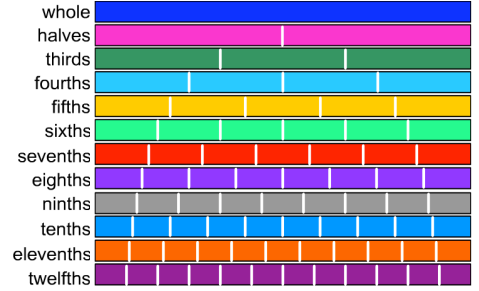
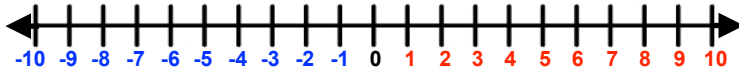
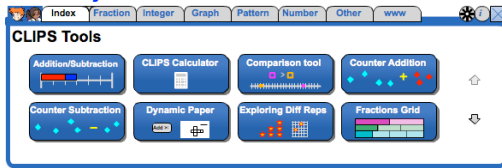
x	1	2	3	4	5	6	7	8	9
1	1	2	3	4	5	6	7	8	9
2	2	4	6	8	10	12	14	16	18
3	3	6	9	12	15	18	21	24	27
4	4	8	12	16	20	24	28	32	36
5	5	10	15	20	25	30	35	40	45
6	6	12	18	24	30	36	42	48	54
7	7	14	21	28	35	42	49	56	63
8	8	16	24	32	40	48	56	64	72
9	9	18	27	36	45	54	63	72	81

Discover many interactive tools at [MathCLIPS.ca/TOOLS](http://MathCLIPS.ca/TOOLS)



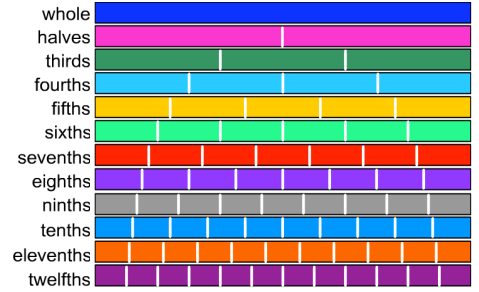
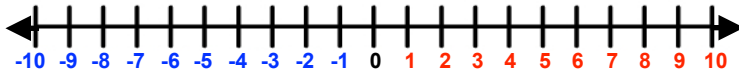
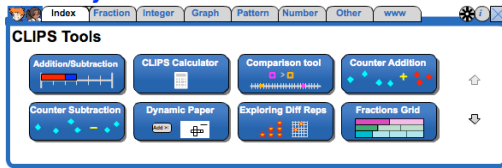
x	1	2	3	4	5	6	7	8	9
1	1	2	3	4	5	6	7	8	9
2	2	4	6	8	10	12	14	16	18
3	3	6	9	12	15	18	21	24	27
4	4	8	12	16	20	24	28	32	36
5	5	10	15	20	25	30	35	40	45
6	6	12	18	24	30	36	42	48	54
7	7	14	21	28	35	42	49	56	63
8	8	16	24	32	40	48	56	64	72
9	9	18	27	36	45	54	63	72	81

Discover many interactive tools at [MathCLIPS.ca/TOOLS](http://MathCLIPS.ca/TOOLS)



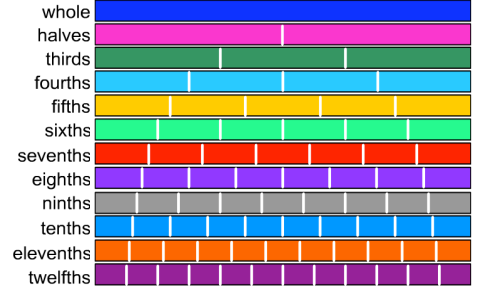
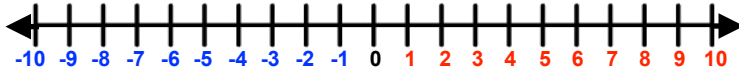
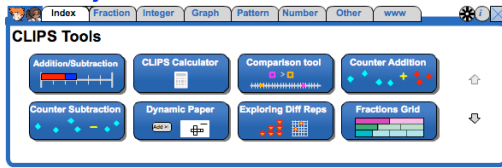
x	1	2	3	4	5	6	7	8	9
1	1	2	3	4	5	6	7	8	9
2	2	4	6	8	10	12	14	16	18
3	3	6	9	12	15	18	21	24	27
4	4	8	12	16	20	24	28	32	36
5	5	10	15	20	25	30	35	40	45
6	6	12	18	24	30	36	42	48	54
7	7	14	21	28	35	42	49	56	63
8	8	16	24	32	40	48	56	64	72
9	9	18	27	36	45	54	63	72	81

Discover many interactive tools at [MathCLIPS.ca/TOOLS](http://MathCLIPS.ca/TOOLS)



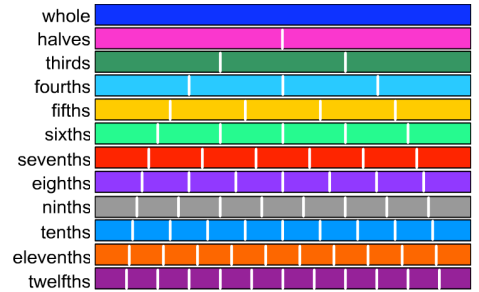
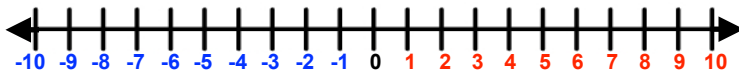
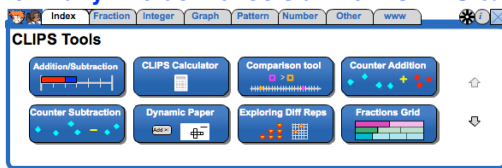
x	1	2	3	4	5	6	7	8	9
1	1	2	3	4	5	6	7	8	9
2	2	4	6	8	10	12	14	16	18
3	3	6	9	12	15	18	21	24	27
4	4	8	12	16	20	24	28	32	36
5	5	10	15	20	25	30	35	40	45
6	6	12	18	24	30	36	42	48	54
7	7	14	21	28	35	42	49	56	63
8	8	16	24	32	40	48	56	64	72
9	9	18	27	36	45	54	63	72	81

Discover many interactive tools at [MathCLIPS.ca/TOOLS](http://MathCLIPS.ca/TOOLS)



x	1	2	3	4	5	6	7	8	9
1	1	2	3	4	5	6	7	8	9
2	2	4	6	8	10	12	14	16	18
3	3	6	9	12	15	18	21	24	27
4	4	8	12	16	20	24	28	32	36
5	5	10	15	20	25	30	35	40	45
6	6	12	18	24	30	36	42	48	54
7	7	14	21	28	35	42	49	56	63
8	8	16	24	32	40	48	56	64	72
9	9	18	27	36	45	54	63	72	81

Discover many interactive tools at [MathCLIPS.ca/TOOLS](http://MathCLIPS.ca/TOOLS)



x	1	2	3	4	5	6	7	8	9
1	1	2	3	4	5	6	7	8	9
2	2	4	6	8	10	12	14	16	18
3	3	6	9	12	15	18	21	24	27
4	4	8	12	16	20	24	28	32	36
5	5	10	15	20	25	30	35	40	45
6	6	12	18	24	30	36	42	48	54
7	7	14	21	28	35	42	49	56	63
8	8	16	24	32	40	48	56	64	72
9	9	18	27	36	45	54	63	72	81

Discover many interactive tools at [MathCLIPS.ca/TOOLS](http://MathCLIPS.ca/TOOLS)

